





Switch Series	Gigabit Unmanaged PoE Switch			
Photo				
Model	G1105PD	G1105P-4-63W	G1109P-8-102W	G1116P-16-150W
Description	5-Port Gigabit PD Switch with 4-Port PoE	5-Port Gigabit Desktop Switch with 4-Port PoE	9-Port Gigabit Desktop Switch with 8-Port PoE	16-Port Gigabit Desktop/Rackmount Switch with 16-Port PoE
Standard	IEEE 802.3/ 802.3u/802.3x/802.3ab IEEE 802.3af/at	IEEE 802.3/802.3u/802.3x/802.3ab IEEE 802.3af/at	IEEE 802.3/802.3u/802.3x/802.3ab IEEE 802.3af/at	IEEE 802.3/802.3u/802.3x/802.3ab IEEE 802.3af/at
Switching Capacity	10Gbps	10Gbps	18Gbps	32Gbps
Packet Forwarding Rate	7.44Mpps	7.44Mpps	13.39Mpps	23.6Mpps
Interface	4*GE Ports(Data/PoE) 1*GE Port(Data/PD)	4*GE Ports(Data/PoE) 1*GE Port(Data)	8*GE Ports(Data/PoE) 1*GE Port(Data)	16*GE Ports(Data/PoE)
6kV Lightning Protection	√	√	√	√
LED Indicator	Link/Act, PoE Status, PD Status	Link/Act, PoE Status, Power	Link/Act, PoE Status, Power	Link/Act, PoE Status, Power
PoE Supply	Port 1~4 Support PoE Maximum Power for Each Port is 15.4W Port 5 Support PD Maximum Power is 30W	Port 1~4 Support PoE Maximum Power for Each Port is 30W Maximum Power for All Port is 58W	Port 1~8 Support PoE Maximum Power for Each Port is 30W Maximum Power for All Port is 92W	Port 1~16 Support PoE Maximum Power for Each Port is 30W Maximum Power for All Port is 135W
Power Consumption	In Full Configuration: <30W	In Full Configuration: <63W	In Full Configuration: <102W	In Full Configuration: <150W
Power Input	/	AC: 100~240V 50/60Hz	AC: 100~240V 50/60Hz	AC: 100~240V 50/60Hz
Power Output	/	DC: 51V 1.25A	DC: 51V 2A	DC: 53.5V 2.8A
MAC Table Size	2K	2K	4K	8K
Dimension	100*100*26mm	100*100*26mm	177.5*104*26mm	294*178*44mm
Port VLAN	/	1~4 Port	1~8 Port	1~14 Port
250m Distance Transmission (10Mbps)	√	/	/	/