

AP615

2.4G Long Rang Outdoor Access Point








AP615

2.4G Long Rang Outdoor Access Point

Product Introduction

AP615 2.4G outdoor long range access point is designed to WISP CPE solutions and long distance wireless network solutions for video surveillance and data transmission. It features up to 800mw wireless transmission power and has a built-in 12dBi directional dual-polarized antenna which provides an efficient way to pick up and maintains a stable signal for a wireless network connection ranging multiple kilometer



-  150M 2.4GHz 150Mbps
-  IP64 Waterproof Enclosure
-  WISP WISP Mode
-  12dBi Directional Antenna
-  6kV Lightning Protection
-  PoE 60m PoE Injector Power Supply
-  Station Mode

Key Features

- Max transmission range up to 5km
- IP64 waterproof enclosure
- 6kv lightning protection
- 12dbi directional dual polarized antenna
- AP, Station, WISP etc operating mode supported

Product Features

5km+ data transmission

AP615 is designed for outdoor long distance wireless data transmission. Adopting of 800mW external power amplifier and 12dbi directional antenna to achieve 5km+ transmission range.

Professional Outdoor Design

Equipped with IP64 waterproof enclosure, AP615 can work in various weather conditions, such as sunshine, rainfall, wind, snow or extremely low/high temperature environment

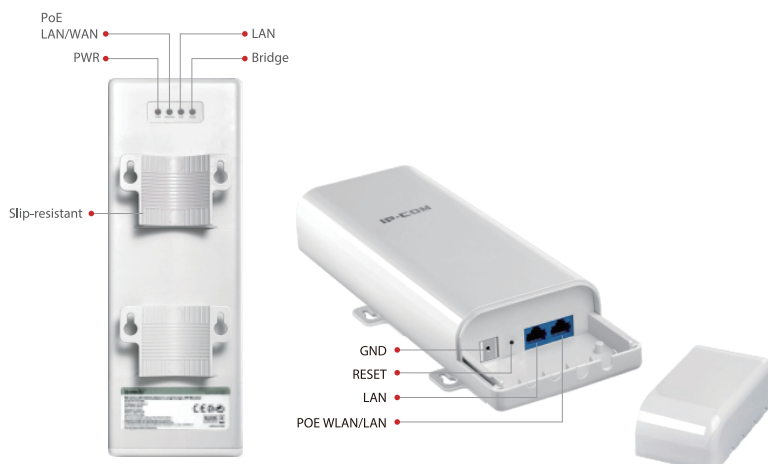
Multiple Application Scenarios

AP, Station, WISP, P2MP etc operating modes supported, AP615 can work in multiple scenarios such as long range video surveillance monitor and data transmission.

Easy to setup, Easy to manage

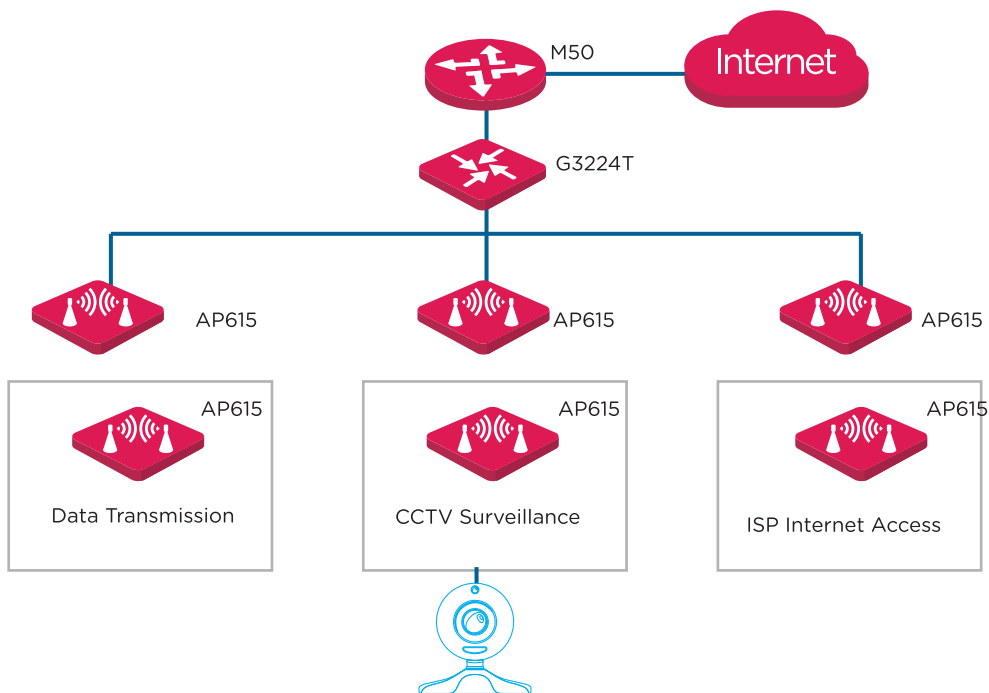
AP615 also comes with a centralized management software that helps users easily manage all the devices in their network from a single PC-CPE Controller.

Product Interfaces



Application Scenarios

IP-COM AP615 is designed for long range data transmission, CCTV surveillance, wireless ISP internet access



Related Products



AP255

- 2.4GHz 300Mbps
- 86mm EU Type Wall Jack Design
- Compliant with PoE 802.3af
- 2* FE LAN, 1* RJ11, 1* USB Charger port
- Centralized managed by AC1000/AC2000/AC3000



AP365

- 11AC dual band 1750Mbps
- Aesthetic ceiling design
- Compliant with PoE 802.3at
- Two Gigabit Ethernet Port
- Tagging VLAN ID for multi SSID
- 5GHz band steering
- Centralized management by AC1000/AC2000/AC3000



AC2000

- Easy to configure, manage and monitor Aps
- Maximum AP managed number up to 512
- Remote manage multi branch AP and AC
- Built-in captive portal server and customized welcome page
- Access device type and customer behavior statistic



M50

- Maximum user capacity up to 150
- Smart QoS Bandwidth Management
- Multi WAN load balance and bandwidth combination
- PPTP, L2TP, Ipsec VPN server and client supported
- Integrated with AP controller feature to manage 16 IP-COM AP
- Built-in captive portal server and PPPoE server

Product Specifications

Product Information	
Model	AP615
Deployment	Pole Mount
Dimensions	270*94.86*67.5mm
Application Scenarios	Long range Internet access, data transmission, CCTV surveillance
Hardware Specifications	
Frequency Range	2.4GHz
Maximum wireless speed	150Mbps
Compliant Standards	IEEE 802.11n/g/b
Maximum Transmit Power	800mw(29dbm)
Reception sensitivity	MCS0: -88dbm MCS7: -72dbm
CPU Processor	Broadcom 300MHz
User Capacity	15 clients
Interfaces	1*10/100Mbps PoE/WAN/LAN port 1*10/100Mbps LAN Port 1*GND
Button	1*RESET
Antennas	12dbi Directional Antenna
Antenna Beamwidth	Horizontal: 60° Vertical: 30°
Max Power Consumption	6W
Waterproof Level	IP64
Lightning Protection	6000v
LED indicator	PWR,Bridge,LAN,WAN/LAN
Power Supply	12v 1A PoE Injector(Cat5e or Better Ethernet Cable Length > 60 meters)
Software Specifications	
IP Setting	Support
Operating mode	AP,Station,WISP,Universal Repeater,Repeater,P2MP,Router
WiFi Radio	Enable or Disable
SSID Number	1
SSID Broadcast	Enable or Disable
Client Isolation	Support
RSSI Threshold	Support
WMM Capable	Support
APSD Capable	Support
Wireless Client Statistic	Support
Transmission Power	Adjustable step by dbm
Access Control	Connect limitation based on mac address
Wireless Security	64/128 WEP,WPA-PSK,WPA2-PSK,WPA&WPA2-PSK,WPA,WPA2

Product Specification

Software Specifications	
DHCP Server	Support
VPN Pass-Through	PPTP,L2TP
Schedule Reboot	Support
Page Timeout	Support
Network Diagnoses	Ping,Traceroute,Singal Scan
Remote Web access	Support
Dyndns	noip, dyndns.org
Time&Date Setting	Support
System Log	Support
Backup Configuration	Support
Restore configuration	Support
Reset device	Support
Username Management	Support
Reboot Device	Support
Firmware upgrade	Support
Centralized Management	Managed by PC software-CPE Controller
Working Environment	
Operation Temperature	-20℃-55℃
Storage Temperature	-30℃ - 70℃
Operation Humidity	10%–90% (non-condensing)
Storage Humidity	10%–90% (non-condensing)
Default Login IP	192.168.2.1
Default User Name	admin
Default Password	admin
Certifications	FCC/CE/RoHS

IP-COM
World Wide Wireless

IP-COM NETWORKS CO.,LTD.

Tower E3, No.1001, Zhongshanyuan Road,
Nanshan District, Shenzhen, China. 518052
Service: info@ip-com.com.cn
Inquiry: marketing@ip-com.com.cn
Tel: +86-755-27653089