

# Optical Fibre Cable Technical Specification

**ADSS-50 2,5KN - nB1.3/G652D**  
**ADSS-100 4,5KN - nB1.3/G652D**

NextraCom Optical Fibre Cable

All rights reserved

## 1. Scope

This Specification covers the design requirements and performance standard for the supply of optical fibre cable in the industry. NextraCom ensures a stable quality control system for our cable products through several programs including ISO 9001, ISO 14001 and OHS.

Cable type	Application
ADSS-50 2,5KN - nB1.3	Self-supporting aerial installation
ADSS-100 4,5KN - nB1.3	

n represent the number of fibres in the cable.

### 1.1 Cable Description

Optical fibres are housed in loose tubes that are made of high-modulus plastic and filled with waterproof compounds.

FRP(fiber reinforced plastic) is applied as central strength member.

Loose tubes are SZ stranded around the central strength member.

The cable core is covered with water blocking tape to prevent from water ingress.

Aramid yarns are wrapped around the water blocking tape as peripheral strength member.

Polyethylene sheath is extruded around the aramid yarn.

Ripcord is added beneath Polyethylene sheath.

### 1.2 Reference

The cable offered by NextraCom are designed, manufactured and tested according to the standards as follows:

ITU-T G.652	Characteristics of a single-mode optical fibre
IEC 60794-1-1	Optical fibre cables-part 1-1: Generic specification-General
IEC 60794-1-2	Optical fibre cables-part 1-2: Generic specification-Basic optical cable test procedure
IEC 60794-3	Optical fibre cables-part 3: Sectional specification-Outdoor cables
IEC 60794-3-20	Optical fiber cables-part 3-20: Outdoor cables-Family specification for optical self-supporting aerial communication cables
IEC 60794-4-20	Aerial optical cables along electrical power lines – Family specification for ADSS (All Dielectric Self Supported) optical cables

### 1.3 Life Time

Optical fibre cables supplied in compliance with this specifications is capable to withstand the typical service condition for a period of thirty (30) years without detriment to the operation characteristics of the

cable.

## 2. Optical Fibre

1. Optical Fibres supplied in this specification meet the requirements of ITU-T G652D
2. Optical fibre specifications

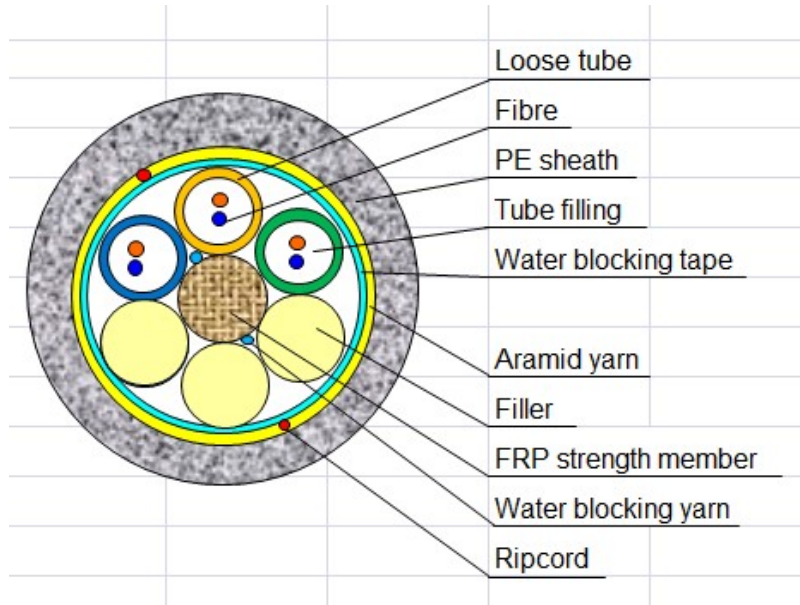
Parameters	Specification
MFD (1310nm)	9.2+/-0.4um
MFD (1550nm)	10.4+/-0.5um
Cladding diameter	125μm±1.0μm
Fiber diameter	245+/-7um, with UV coating, and colored to : 250+/-15um
Core/cladding concentricity error	≤ 0.6um
Coating/cladding concentricity error	≤ 12.0um
Cladding non circularity	≤ 1.0%
Cut off wavelength	$\lambda_{cc} \leq 1260\text{nm}$
Attenuation coefficient	1310nm: 0.36dB/km max after cabling
	1550nm: 0.22dB/km max after cabling
Bending-loss performance of optical fiber @1310nm&1550nm	≤0.05dB (100 turns around a mandrel of 50mm diameter)
Polarization mode dispersion link value	≤0.1ps/√km
Zero-dispersion wavelength	1312+/-12nm
Zero-dispersion slope	≤0.091ps/nm <sup>2</sup> .km

## 3. Optical Cable

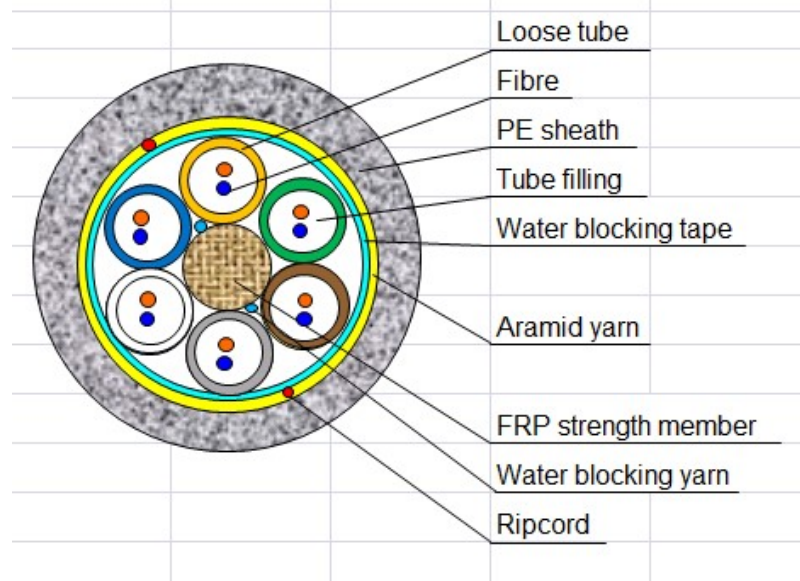
### 3.1 Technical Characteristics

- The unique second coating and stranding technology provide the fibres with enough space and bending endurance, which ensure good optical property of the fibres in the cable
- Accurate process control ensures good mechanical and temperature performance
- High quality raw material guarantees the long service life of cable

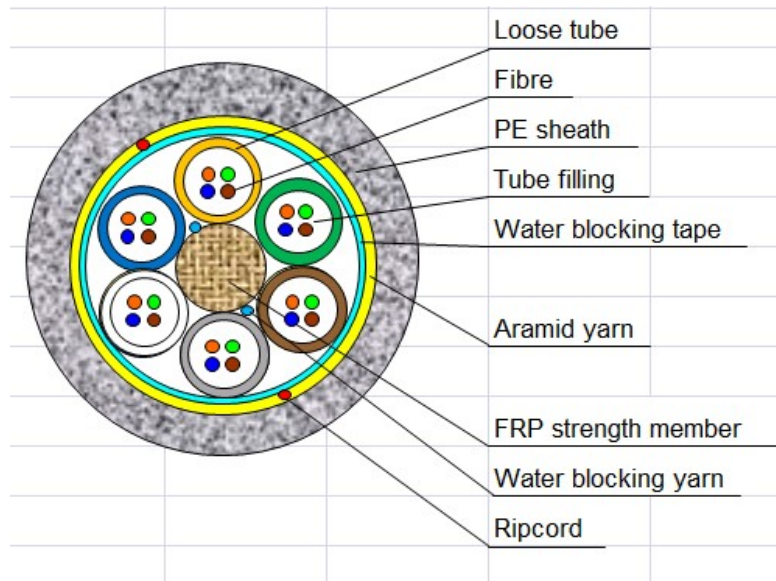
### 3.2 Cross Section of Cable



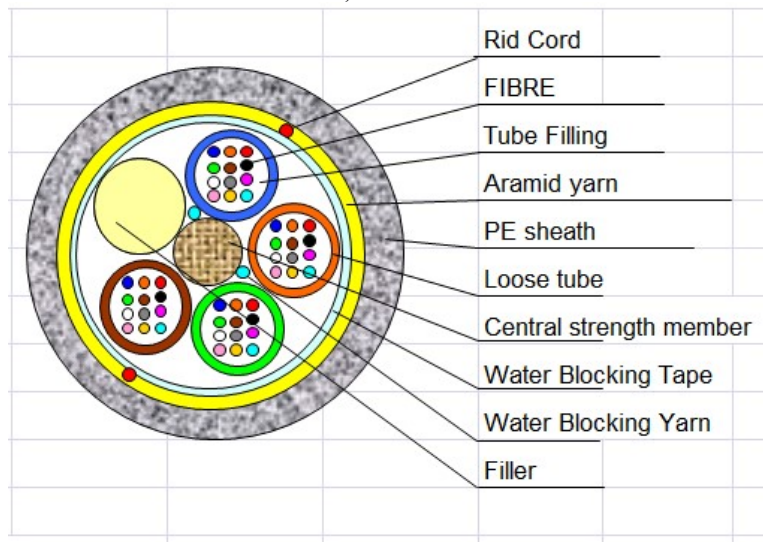
ADSS-50 2,5KN - 6B1.3/G652D  
ADSS-100 4,5KN - 6B1.3/G652D



ADSS-50 2,5KN - 12B1.3/G652D  
ADSS-100 4,5KN - 12B1.3/G652D



ADSS-50 2,5KN - 24B1.3/G652D  
ADSS-100 4,5KN - 24B1.3/G652D



ADSS-50 2,5KN - 48B1.3/G652D  
ADSS-100 4,5KN - 48B1.3/G652D

### 3.3 Fibre and Loose Tube Identification

The color code of fibres and loose tube will be identification in accordance with the following color sequence, other sequence also is available.

	1	2	3	4	5	6
Color Code	Blue	Orange	Green	Brown	Grey	White
	7	8	9	10	11	12
	Red	Black	Yellow	Violet	Pink	Aqua

The color of the fillers will be natural.

### 3.4 Dimensions and Descriptions

The standard structure of ADSS cable is shown in the following table, other structure and fibre count are also available according to customer requirements.

#### ADSS-50 2,5KN - nB1.3/G652D

Item	contents	Value			
		6	12	24	48
Loose tube	number	3	6	6	4
	Outer diameter(mm)	1.9		2.1	2.4
Filler	number	3	-	-	1
Max. fiber count per tube	G.652D	2		4	12
Central strength member	material	FRP			
	diameter (mm)	2.25			1.8
Water barrier	Water blocking tape (mm)	Water blocking yarn & tape			
Peripheral strength member	Aramid yarn	1610dtex*n			
Ripcord	number	2			
Outer sheath	Material	HDPE			
	Color	Black			
	Thickness (mm)	Nominal: 1.5			
Cable diameter(mm) Approx.		9.7		10.1	10.3
Cable weight(kg/km) Approx.		72		78	80

#### ADSS-100 4,5KN - nB1.3/G652D

Item	contents	Value			
		6	12	24	48
Loose tube	number	3	6	6	4
	Outer diameter(mm)	1.9		2.1	2.4
Filler	number	3	-	-	1
Max. fiber count per tube	G.652D	2		4	12
Central	material	FRP			

strength member	diameter (mm)	2.25	1.8
Water barrier	Water blocking tape (mm)	Water blocking yarn & tape	
Peripheral strength member	Aramid yarn	3220dtex*n	
Ripcord	number	2	
Outer sheath	Material	HDPE	
	Color	Black	
	Thickness (mm)	Nominal: 1.5	
Cable diameter(mm) Approx.		9.9	10.3
Cable weight(kg/km) Approx.		76	84

### 3.5 Main Mechanical and Environmental Performance

Main mechanical performance: **ADSS-50 2,5KN - nB1.3/G652D**

Item	Value			
	6	12	24	48
Tensile performance(N)	2500			
Crush(N/100mm)	1500			
Operation temperature:	-40°C~+70°C			
Installation temperature	-10°C~+70°C			
Storage temperature	-40°C~+70°C			

Main mechanical performance: **ADSS-100 4,5KN - nB1.3/G652D**

Item	Value			
	6	12	24	48
Tensile performance(N)	4500			
Crush(N/100mm)	1500			
Operation temperature:	-40°C~+70°C			
Installation temperature	-10°C~+70°C			
Storage temperature	-40°C~+70°C			

Environmental and installation condition:

Max. wind speed	Max. ice thickness	Initial Installation sag	Temperature
17.7m/s	12.5mm	1.0%	-40~+70°C

#### 4 Mechanical, Physical and Environmental Test Characteristics

The mechanical and environmental performance of the cable are in accordance with the following table. Unless otherwise specified, all attenuation measurements required in this section shall be performed at 1550nm.

Items	Test Method	Requirements
<b>Tension</b>	<u>IEC 60794-1-2-E1</u> Load: According to 3.5 Sample length: Not less than 50m. Duration time: 1min.	Additional attenuation: $\leq 0.1$ dB after test No damage to outer jacket and inner elements
<b>Crush</b>	<u>IEC 60794-1-2-E3</u> Load: According to 3.5 Duration of load: 1min	Additional attenuation: $\leq 0.1$ dB after test No damage to outer jacket and inner elements
<b>Impact</b>	<u>IEC 60794-1-2-E4</u> Radius: 300 mm Impact energy: 10 J Impact number: 1 Impact points: 3	Additional attenuation: $\leq 0.1$ dB No damage to outer jacket and inner elements
<b>Bend</b>	<u>IEC 60794-1-2-E11A</u> Mandrel radius: 10*D Turns:4 Cycles:3	Additional attenuation: $\leq 0.1$ dB No damage to outer jacket and inner elements
<b>Repeated bending</b>	<u>IEC 60794-1-2-E6</u> Bending radius: 20*D Cycles: 25 Load: 150N	Additional attenuation: $\leq 0.1$ dB No damage to outer jacket and inner elements
<b>Torsion</b>	<u>IEC 60794-1-2-E7</u> Cycles:10 Length under test: 1m Turns: $\pm 180^\circ$ Load: 150N	Additional attenuation: $\leq 0.1$ dB No damage to outer jacket and inner elements
<b>Water Penetration</b>	<u>IEC 60794-1-2-F5B</u> Time : 24 hours Sample length : 3m Water height : 1m	No water leakage.
<b>Temperature cycling</b>	<u>IEC 60794-1-2-F1</u> Sample length: at least 1000m Temperature range: $-40^\circ\text{C} \sim +70^\circ\text{C}$ Cycles: 2 Temperature cycling test dwell time: 12 hours	The change in attenuation coefficient shall be less than 0.05 dB/km at 1550nm.
<b>Other parameters</b>	According to <u>IEC 60794-1</u>	



## **5 Packaging and Drum**

### **5.1 Cable Sheath Marking**

Unless otherwise specified, the cable sheath marking shall be as follows:

- Color: white
- Contents: NEXTRA OPTICAL CABLE, the type of cable, the year of manufacture, length marking
- Interval:  $1\pm 0.2\%$  m

Outer sheath marking legend can be changed according to user's requests.

### **5.2 Reel Length**

Standard reel length: 4 km/reel, other length is also available.

### **5.3 Cable Drum**

The cables are packed in fumigated wooden drums.

### **5.4 Cable Packing**

Both ends of the cable will be sealed with suitable plastic caps to prevent the entry of moisture during shipping, handling and storage. The inner end is available for testing.