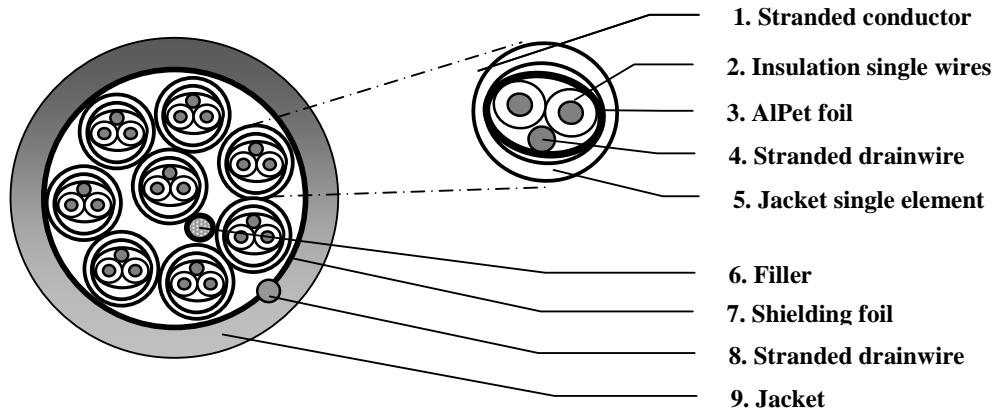
	TECHNICAL DATA SHEET	code	70052-70056
		version	4
	AES/EBU Multi-Pair Snake Cable FRNC	date	2010-02-11
	2-16 pair 26AWG (0.14mm ²)	page	1/3

APPLICATION

Digital multi-modulation cable used in professional studios for the transmission of analogue and digital audio signals. Designed to meet the requirements of the AES/EBU specification

CONSTRUCTION



Each pair individually shielded with Beldfoil® aluminium-polyester shield. Individual pairs with numbered FRNC jacket.

Overall Beldfoil® aluminium-polyester shield. Overall FRNC jacket.

1. Conductor

Material	Bare oxygen free copper
Dimension	7 x 0.15mm (AWG 26)

2. Insulation single wires


Material	Foam Polyethylene
Diameter over insulation	1.10 ± 0.03 mm
Colour of insulation	White and Blue

3. Shielding Beldfoil ®

Material	ALPet foil with Aluminum inside
Coverage	100%


4. Drainwire

Material	Tinned copper
Dimension	7 x 0.16mm (AWG 26)

	TECHNICAL DATA SHEET		code	70052-70056
			version	4
	AES/EBU Multi-Pair Snake Cable FRNC		date	2010-02-11
	2-16 pair 26AWG (0.14mm ²)		page	2/3

- 5. Jacket**
Material FRNC
Diameter 2.9 ± 0.1 mm
Elements are numbered for identification
- 6. Filler**
Cable n pairs
- 7. Foil shield**
Material Aluminum-polyester
Coverage 100%
- 8. Drainwire**
Material Tinned copper
Dimension 7 x 0.16 mm (AWG 26)
- 10. Outer jacket**
Material FRNC

Part number	Number of pairs	Nominal O.D.	Wall thickness
70052	2	8.4	1.1
70053	4	9.8	1.2
70054	8	12.8	1.2
70055	12	14.7	1.3
70056	16	16.5	1.3

	TECHNICAL DATA SHEET		code	70052-70056
			version	4
	AES/EBU Multi-Pair Snake Cable FRNC		date	2010-02-11
	2-16 pair 26AWG (0.14mm ²)		page	3/3

REQUIREMENTS AND TEST METHODS

Electrical:

Impedance 0.1-6 MHz	110 Ohm +/- 15 Ohms
Nominal capacitance conductor to conductor @ 1 kHz	40 pF/m
Nominal conductor DC resistance @ 20°C	134 Ohm/km
High voltage test conductor-conductor	1.0 kVdc
High voltage test conductors-shield	1.0 kVdc
Nominal velocity of propagation:	80 %

Mechanical and physical:

Temperature rating	-30 to +70 °C
Resistance to flame propagation:	IEC 60332-1
FRNC material	
Corrosivity	IEC 60754-1 & IEC 60754-2
LOI	>34%
Minimum bending radius without load	10 x cable diameter
Minimum bending during install with load	15 x cable diameter

MARKING ELEMENT

Element number	Element color	RAL Like	Text
1 – 8	Grey	7001	<u>X</u> <u>X</u> <u>X</u> <u>X</u>

X: Element number, at maximum 2 cm intervals, alternately inverted.



Belden CDT believes this product to be in compliance with the environmental regulations EU RoHS (Directive 2002/95/EC, 27 January 2003); this is valid for all material produced after the RoHS compliant date for this product.