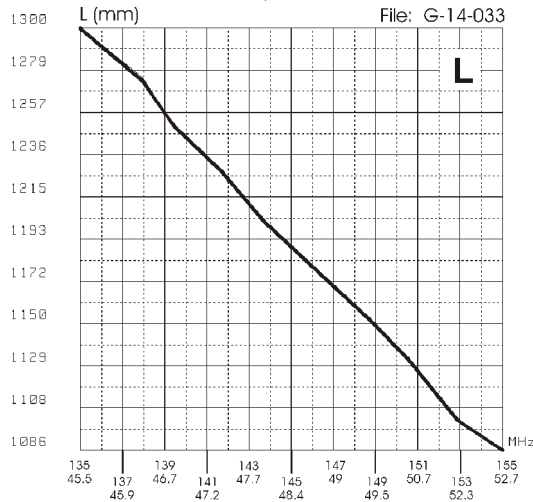


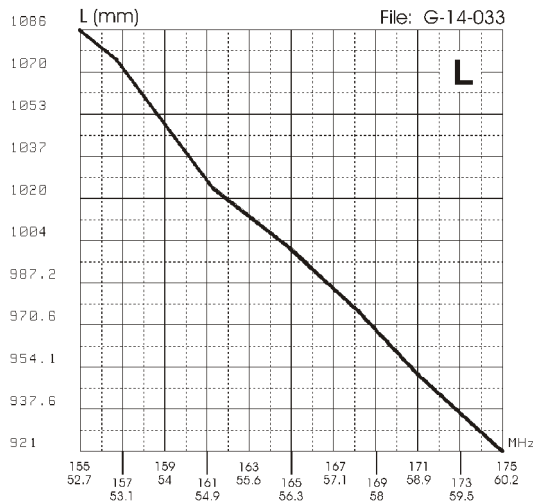
TUNING INSTRUCTIONS



TYPICAL TUNING DIAGRAM vs FREQUENCY



TYPICAL TUNING DIAGRAM vs FREQUENCY

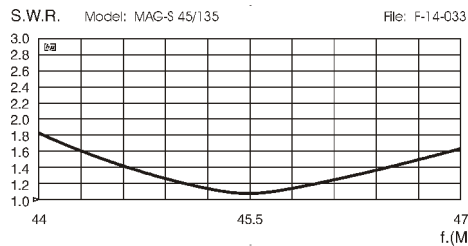


MAG-S 45/135

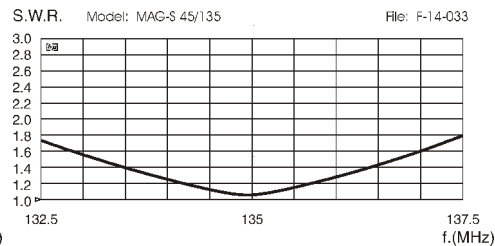
NOTE:

- Use the curves just as a guide. For fine-tuning please use an SWR-Meter.
- The cutting diagram measurement has been made by using a SIRIO magnetic mount (MAG 125 PL, MAG 145 PL and MAG H 12 PL)

TYPICAL S.W.R. RESPONSE



TYPICAL S.W.R. RESPONSE



MAG 45/135 MAG-S 45/135

Dual band VHF Mobile Antenna 45...60 & 135...175 MHz



MAG 45/135

MAG-S 45/135

Installation Manual

DESCRIPTION

Dual band VHF vehicular antenna working on 45...60 MHz and 135...175 MHz by means of the attached cutting diagram. Its bottom coil allows very good impedance adjustment and its conic stainless steel whip is very flexible. All the metallic components are made of chromed brass or stainless steel for the best robustness and it can be supplied with a UHF-male (PL 259) connector suitable for the fitting on magnetic mounts, angular connector or portable RTx.

SPECIFICATIONS

Electrical Data

Type : 1/4 Base Loaded for 45...60 MHz band
 : 5/8 for 135...175 MHz band
 Frequency Range : MAG 45/135 from 45 to 60 MHz & from 135 to 175 MHz
 : MAG-S 45/135 from 45.5 to 60 MHz & from 135 to 175 MHz
 both models tunable by cutting

Impedance : 50
 Radiation : Omnidirectional
 Polarization : Vertical
 Gain : 0 dB ref. to a 1/4 whip for 45...60 MHz band
 : 2 dB ref. to a 1/4 whip for 135...175 MHz band
 Bandwidth @ SWR 1.5 : 2.2 MHz @ 45; 3.5 MHz @ 135 MHz
 SWR @ res. freq. : 1.2 both bands, both models
 Max Power : 100 Watts
 Feed System / Position : Transformer DC-Gorund / Base
 Connector : "UHF" male (PL 259)

Mechanical Data

Materials : Stainless Steel 17/7 PH, Nylon, Chromed Brass
 Height (approx.) : 1460 mm
 Weight (approx.) : MAG 45/135 170 gr
 : MAG-S 45/135 200 gr

ALTERNATIVE MOUNT TYPE



MAG 125 PL:

Frequency Range: from DC to 500 MHz
 Overall Size: Ø 127 mm
 Materials: Chromed Brass, Nylon, Rubber
 Cable: 3.6 m RG 58 / PL 259 R male
 Antenna connection: UHF-female

P/N 2502602.05 MAG 125 PL



SIRIO
antenne

HI-QUALITY ANTENNAS MADE IN ITALY

TUNING INSTRUCTIONS

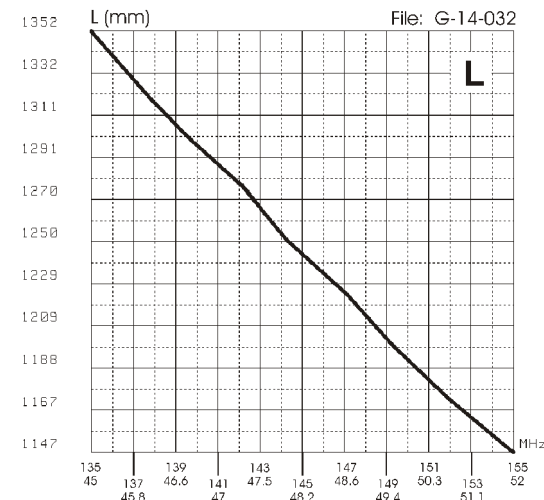


MAG 45/135

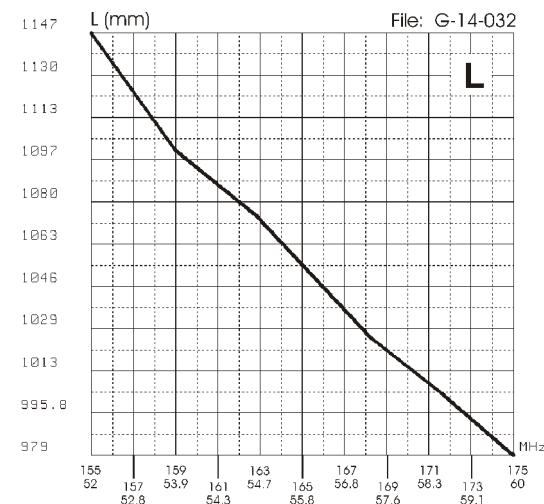
NOTE:

- Use the curves just as a guide. For fine-tuning please use an SWR-Meter.
- The cutting diagram measurement has been made by using a SIRIO magnetic mount (MAG 125 PL, MAG 145 PL and MAG H 12 PL)

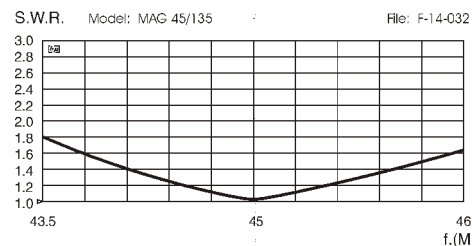
TYPICAL TUNING DIAGRAM vs FREQUENCY



TYPICAL TUNING DIAGRAM vs FREQUENCY



TYPICAL S.W.R. RESPONSE



TYPICAL S.W.R. RESPONSE

