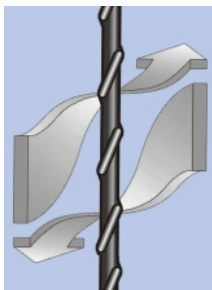


**ATTENTION:** remove the whip before entering in an automatic car-washes.

**ATTENTION:** in CB branch power level can not be over 10 Watts or serious damages can occur to your antenna and connected equipments



### **Anti-noise system whip**

Our exclusive anti-noise design produces air movement around the whip, virtually eliminating wind noise.

## **TRIFLEX CB/AM-FM radio/900**

**Multi band Mobile Antenna**



*Installation Manual*

## DESCRIPTION

Multi band mobile antenna combining CB (27 MHz), car-radio (88-108 MHz) and GSM (900 MHz) frequencies. Made of high quality materials it guarantees the best performance allowing the use of your CB transceiver, your mobile phone and your radio equipment in the same time avoiding noises or interferences thanks to the built-in filter. Quick installation by means of the enclosed directions and easy replacing of your original car antenna offering a triple function antenna (CB, radio and cellular). CB frequencies can be easily tuned by acting on the special top cap.

## SPECIFICATIONS

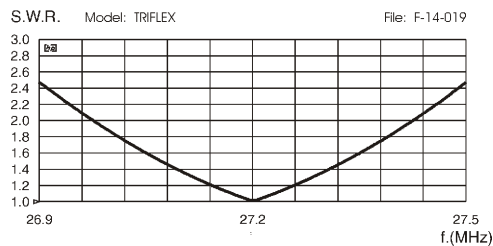
### Electrical Data

Type	: CB band	central loaded
	: FM band	1/4 helical loaded
	: Cellular bands	1/4
Frequency range:		
CB band	: 26.8...27.6 MHz	tunable by top cap
AM / FM bands	: AM 150 KHz-16 MHz; FM 87.5-108 MHz	
Cellular band	: 880-960 MHz	for GSM900, D-Netz, NMT900
Impedance	: CB, Cellular bands	50
	: AM / FM bands	150
Radiation	: Omnidirectional	
Polarization	: Linear Vertical	
Gain	: AM/FM, Cellular	0 dB ref. to a 1/4 whip
SWR @ res. freq.	: 1.2	
Bandwidth @ SWR 2	: CB band	440 KHz (40 channel)
	: Cellular band	100 MHz
SWR in bandwidth	: Cellular band	TX (890-915MHz) 1.5; RX (925-960MHz) 2
Max Power (CW) @ 30 C	: CB band	10 Watts
	: Cellular band	20 Watts
Cable Length / Type / Connector:		
CB band	: 215mm / low loss teflon cable	RG 316/U / FME-male
AM / FM bands	: 165mm / low loss teflon cable	RG 316/U / M10x0.75 male
Cellular Bands	: 120mm / low loss teflon cable	RG 316/U / FME-male

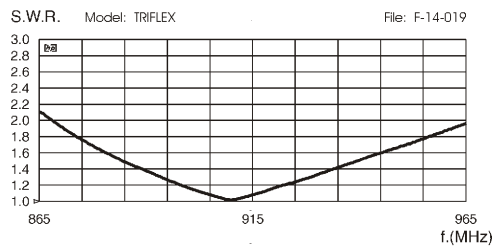
### Mechanical Data

Materials	: Nylon, Copper, Fiberglass, Chromed brass
Height (approx.)	: 500 mm
Weight (approx.)	: 120 gr
Mounting hole	: square 15 mm or 18 mm
Mouning depth	: 13 mm

TYPICAL S.W.R. RESPONSE



TYPICAL S.W.R. RESPONSE



## MOUNTING INSTUCTIONS

**NOTE:** Be careful during installation. Tighten the exagonal nut by means of the suitable tool using **MAX TIGHTENING TORQUE 3 4 Nm** to avoid thread damage.

**NOTA:** Porre attenzione durante l'installazione. Per evitare danni al filetto avvitare il dado esagonale utilizzando una chiave adeguata con **COPPIA DI SERRAGGIO MASSIMA 3 4 Nm**

